

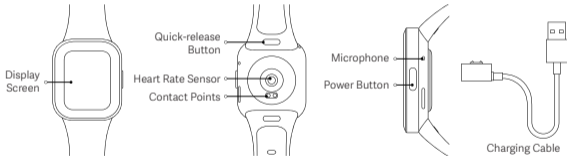
Redmi Watch 3 User Manual



Product Overview

Read this manual carefully before use, and retain it for future reference. For more detailed information about the watch, please connect it with the app and view the instructions.

Watch



How to Connect

Download and install the app to better manage your watch, and log in to your Xiaomi account for more services.

Note: The version of the app might have been updated, please follow the instructions based on the current app version.

1. Press and hold the power button to turn on the watch. Scan the QR code displayed on the watch with your phone, then download and install the app. You can also scan the QR code below or download and install the app from app stores.



Scan the QR code to download the app.

Pairing

2. Open the app, then log in your Xiaomi account. Select Add device and follow the instructions to add your watch.

Notes:

- Keep the watch as close to your phone as possible, and ensure that both screens are on.
- Make sure that the Bluetooth of your phone is enabled, and ensure that the two devices are connected.
- When pairing, please ensure that the two devices show the same security code.
- If the pairing code appears on the watch but not on the phone, please check whether there is a pairing request in the notifications of the phone.
- If the watch cannot be found while adding it to the app, or cannot connect with your phone during use, please press and hold the power button of the watch to restore it to factory settings, then try again.

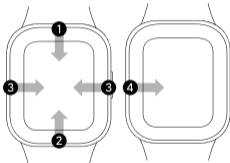


Function Details

For more details, please scan the QR code or connect the watch to the app and check it in the user guide.

How to Use

- 1 View notifications:
Swipe down from the top on the home screen
- 2 Open control panel:
Swipe up from the bottom on the home screen
- 3 Switch widget: Swipe left or right when on the home screen page
- 4 Go back: Swipe from the left edge to the right when on other screen pages



Key Operations

Press : Enter the function list/ Go back to the home screen.

Press and hold for about 3 seconds: Turn on the watch. When the watch is on, the screen will show the options to turn off, restart and restore to the factory settings.

Press and hold for about 12 seconds: Force restart.

Short Press 3 Times: Call Emergency Contact.

Notes:

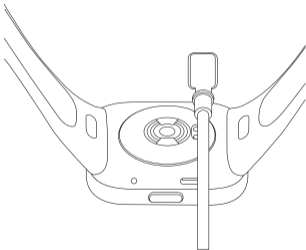
To call the emergency contact, users need to maintain the Bluetooth connection between the watch and their smartphone, and ensure that they have designated such a contact in the app.

Charging

Recharge your watch immediately when the battery level is low. Attach the charging cable to charge the watch as shown in the illustration.

It may take a while for the watch to display the charging icon if its battery is fully discharged.

Before charging, please wipe dry the contacts of the watch back and the dock to prevent any residual sweat or moisture.



Safety Precautions

- For daily use, comfortably tighten the watch around your wrist about one-finger width away from your wrist bone. Adjust the strap to ensure the heart rate sensor can collect data normally.
- When using the watch to measure your heart rate, please hold your wrist still.
- The watch has a water resistance rating of 5ATM (50 meters in depth). It can be worn in the swimming pool, while swimming near the shore, or during other shallow-water activities. However, it cannot be used in hot showers, sauna, or diving. Furthermore, remember to avoid the watch being directly impacted by swift currents during water sports. The water-resistant function is not permanent and may decline over time.
- The touchscreen of the watch does not support underwater operations. When the watch comes into contact with water, use a soft cloth to wipe away excess water from its surface before use.
- During daily use, avoid wearing the watch too tightly. Keep its contact area dry and regularly clean the strap with water. Immediately stop using the watch and seek medical assistance if the contact area on your skin shows signs of redness or swelling.
- Make sure the power adapter, the charging cable, and the watch are in a dry environment while charging. Do not touch them with wet hands and do not expose them to rain or other liquids.
- If the watch will not be used for an extended period, turn it off after fully charging and then store it in a cool

and dry place. Recharge the watch at least once every 3 months.

- The operating temperature of the watch is -10°C to 45°C. If the ambient temperature is too high or too low, the watch may malfunction.
- If the screen is broken, do not touch or try to remove it. Instead, you should stop using the watch immediately and contact an authorized service provider.
- Please use the included charging cable to charge the watch. Only use the power adapters that comply with the local safety standards or certified and supplied by qualified manufacturers.
- Do not disassemble, strike, crush or throw the watch into a fire. Stop using the battery immediately if there is any swelling or fluid leakage.
- The watch has a built-in battery. To avoid damage to the battery or the watch, do not disassemble and replace the battery by yourself. Only the authorized service providers can replace the battery; otherwise, it will cause potential dangers even personal injuries if a wrong type of battery is used.
- Disposal of a battery into fire or a hot oven, or mechanically crushing or cutting of a battery, that can result in an explosion.

-
- Leaving a battery in an extremely high temperature surrounding environment that can result in an explosion or the leakage of flammable liquid or gas.
 - A battery subjected to extremely low air pressure that may result in an explosion or the leakage of flammable liquid or gas.
 - The watch and its accessories may contain small parts. To avoid choking or other hazards or damages caused by the children, keep the watch out of the reach of children.
 - Keep the product's indicator away from the eyes of children and animals while the product is in use.
 - This watch is not a medical device, any data or information provided by the watch should not be used as a basis for diagnosis, treatment, and prevention of diseases.
 - The product information is listed on the back case of the watch for your reference.

Specifications

Product: Smart Watch

Water Resistance: 5ATM

Battery Capacity: 289 mAh

Operating Temperature: -10°C to 45°C

Wireless Connectivity: **Bluetooth®** 5.2

Input Voltage: 5 V 

 The symbol indicates DC voltage

Input Current: 1 A

Model: M2216W1


Transmitting Frequency of GPS/GLONASS/Galileo/
BeiDou: 1559–1610 MHz

Maximum Output Power: <13 dbm

Bluetooth Frequency: 2402–2480 MHz

Compatible with: This product only supports certain Android or iOS systems. For detailed information, please check the product page on www.mi.com.

For regulatory information, product certification, and compliance logos related to the Redmi Watch 3, please go to Settings > About Watch > Regulatory.

 **Bluetooth®** The Bluetooth® word mark and logos are registered trademarks owned by Bluetooth SIG, Inc. and any use of such marks by Xiaomi Inc. is under license. Other trademarks and trade names are those of their respective owners.

Regulatory Compliance Information



All products bearing this symbol are waste electrical and electronic equipment (WEEE as in directive 2012/19/EU) which should not be mixed with unsorted household waste. Instead, you should protect human health and the environment by handing over your waste equipment to a designated collection point for the recycling of waste electrical and electronic equipment, appointed by the government or local authorities. Correct disposal and recycling will help prevent potential negative consequences to the environment and human health. Please contact the installer or local authorities for more information about the location as well as terms and conditions of such collection points.

EU Declaration of Conformity



Hereby, Xiaomi Communications Co., Ltd. declares that the radio equipment type M2216W1 is in compliance with Directive 2014/53/EU. The full text of the EU declaration of conformity is available at the following internet address: <http://www.mi.com/global/service/support/declaration.html>

WARRANTY NOTICE

As a Xiaomi consumer, you benefit under certain conditions from additional warranties. Xiaomi offers specific consumer warranty benefits which are in addition to, and not instead of, any legal warranties provided by your national consumer law. The duration and conditions related to the legal warranties are provided by respective local laws. For more information about the consumer warranty benefits, please refer to Xiaomi's official website <https://www.mi.com/en/service/warranty/>. Except as prohibited by laws or otherwise promised by Xiaomi, the after-sales services shall be limited to the country or region of the original purchase. Under the consumer warranty, to the fullest extent permitted by law, Xiaomi will, at its discretion, repair, replace or refund your product. Normal wear and tear, force majeure, abuse or damage caused by the user's negligence or fault are not warranted. The contact person for the after-sale service may be any person in Xiaomi's authorized service network, Xiaomi's authorized distributors or the final vendor who sold the products to you. If in doubt please contact the relevant person as Xiaomi may identify.

The present warranties do not apply in Hong Kong and Taiwan.

Products which were not duly imported and/or were not duly manufactured by Xiaomi and/or were not duly acquired from Xiaomi or a Xiaomi's official seller are not covered by the present warranties. As per applicable law you may benefit from warranties from the non-official retailer who sold the product. Therefore, Xiaomi invites you to contact the retailer from whom you purchased the product.

Disclaimer: The illustrations of the product, accessories, user interfaces, and other elements in this User Manual are schematic diagrams for reference only, and they may be slightly different from the actual product. This manual is published by Xiaomi or an enterprise in Xiaomi's ecosystem. Typographical errors and inaccurate information in this manual or the related programs and/or equipment may change without prior notice. Such changes will be indicated in the latest version of the manual.

Manufactured by: Xiaomi Communications Co., Ltd.

Address: #019, 9th Floor, Building 6, 33 Xi'erqi Middle Road, Haidian District, Beijing, China, 100085

For further information, please go to www.mi.com

Importer:

Beryko s.r.o.

Pod Vinicemi 931/2, 301 00 Plzeň

www.beryko.cz

V1.0



PAP