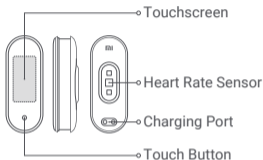


Mi Smart Band 5
User Manual



Read this manual carefully before use, and retain it for future reference.

Product Overview



a Fitness Tracker



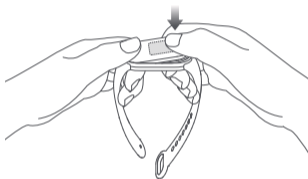
b Wristband



c Charging Cable

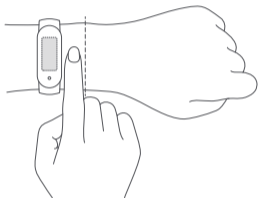
Installation

1. Insert one end of the fitness tracker into the slot from the front of the wristband.
2. Press down on the other end with your thumb to push the fitness tracker completely into the slot.



Wearing

1. Comfortably tighten the band around your wrist, about 1 finger width away from your wrist bone.



2. To achieve the optimal performance of the heart rate sensor, make sure its back to contact with your skin. When wearing your wristband, keep it neither too tight nor too loose but leaving some space for the skin to be able to breathe. Tighten the wristband before you start to exercise and properly loosen it afterward.



Too loose

If the band can easily move up and down the wrist, or the heart rate sensor cannot collect the data, try tightening the wristband.



Just right

The band can comfortably fit around the wrist.

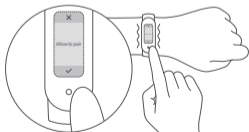
Connecting

- 1 Scan the QR code to download and install the latest version of the Mi Fit app, or search for it in Google Play, App Store, or other third-party app stores.



Mi Fit app QR code
(Android 5.0 & iOS 10.0 or above)

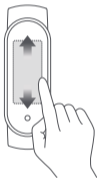
2. Log into your Mi account in the Mi Fit app, and follow the instructions to connect and pair the band with your phone. Once the band vibrates and a pairing request is displayed on its screen, tap the touch button to complete the pairing with your phone. **Note:** Make sure the Bluetooth on your phone is enabled. Hold the phone and the band close to each other during pairing.



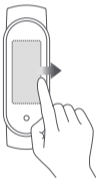
Usage

After successfully pairing with your device, the band will start tracking and analyzing your daily activities and sleeping habits.

Touch the button to light up the screen. Swipe up or down to view various functions such as exercise data, and heart rate measurements. Swipe right to return to the previous page.



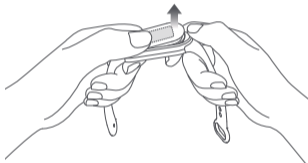
Swipe up/down to switch between functions



Swipe right to return to the previous page

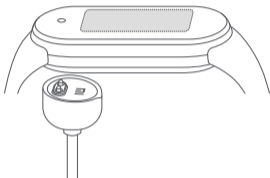
Disassembly

Remove the band from your wrist, hold on to each end and pull on the wristband until you see a small gap between the fitness tracker and the wristband. Use your finger to pop the fitness tracker out of its slot from the front side of the wristband.



Charging

Recharge your band immediately when the battery level is low.



Precautions

When using the band to measure your heart rate, please keep your wrist still.

The Mi Smart Band 5 has a water resistance rating of 5 ATM. It can be worn in the shower, swimming pool, or while swimming near the shore. It cannot be used, however, in a sauna or while scuba diving.

The function of the touch button and touchscreen are not accessible during underwater. When your band comes in contact with water, use a soft cloth to wipe away excess water from its surface before using it. During daily use, avoid wearing the band too tightly and try to keep its contact area dry. Please clean the wristband regularly with water.

Please stop using the product immediately and seek medical assistance if the contact area on your skin shows signs of redness or swelling.

Specifications

Name: Mi Smart Band 5

Model: XMSH10HM

Fitness Tracker Net Weight: 11.9 g

Fitness Tracker Dimensions: 47.2 x 18.5 x 12.4 mm

Wristband Material: Thermoplastic elastomer (TPE)

Clasp Material: Aluminum alloy

Adjustable Length: 155–219 mm

Compatible with: Android 5.0 & iOS 10.0 or above

Battery Capacity: 125 mAh

Battery Type: Lithium polymer battery

Input voltage: DC 5.0 V

Input Current: 250 mA Max.

Water Resistance: 5 ATM

Bluetooth Frequency: 2402–2480 MHz

Max. Output: ≤ 13 dBm

Operating Temperature: 0°C to 45°C


Wireless Connectivity: Bluetooth 5.0 BLE

Disposal and Recycling Information



All products bearing this symbol are waste electrical and electronic equipment (WEEE as in directive 2012/19/EU) which should not be mixed with unsorted household waste. Instead, you should protect human health and the environment by handing over your waste equipment to a designated collection point for the recycling of waste electrical and electronic equipment, appointed by the government or local authorities. Correct disposal and recycling will help prevent potential negative consequences to the environment and human health. Please contact the installer or local authorities for more information about the location as well as terms and conditions of such collection points.

Certifications and Safety Approvals

 Hereby, Anhui Huami Information Technology Co., Ltd., declares that the radio equipment type XMSH10HM is in compliance with Directive 2014/53/EU. The full text of the EU declaration of conformity is available at the following internet address:
http://www.mi.com/global/service/support
/

For regulatory information, product certification, and compliance logos related to the Mi Smart Band 5, please go to More > Settings > Regulatory.

Manufactured for: Xiaomi Communications Co., Ltd.
Manufactured by: Anhui Huami Information
Technology Co., Ltd. (a Mi Ecosystem company)
Address: Room 1201, Building A4, National Animation
Industry Base, No. 800 Wangjiang West Road, Gaoxin
District, Hefei, Anhui, China

For further information, please go to www.mi.com

Importer:
Beryko s.r.o.
Na Roudné 1162/76, 301 00 Plzeň
www.berko.cz

Warranty Notice

As a Xiaomi consumer, you benefit under certain conditions from additional warranties. Xiaomi offers specific consumer warranty benefits which are in addition to, and not instead of, any legal warranties provided by your national consumer law. The duration and conditions related to the legal warranties are provided by respective local laws. For more information about the consumer warranty benefits, please refer to Xiaomi's official website <https://www.mi.com/en/service/warranty/>. Except as prohibited by laws or otherwise promised by Xiaomi, the after-sales services shall be limited to the country or region of the original purchase. Under the consumer warranty, to the fullest extent permitted by law, Xiaomi will, at its discretion, repair, replace or refund your product. Normal wear and tear, force majeure, abuse or damage caused by the user's negligence or fault are not warranted. The contact person for the after-sale service may be any person in Xiaomi's authorized service network, Xiaomi's authorized distributors or the final vendor who sold the products to you. If in doubt please contact the relevant person as Xiaomi may identify.

The present warranties do not apply in Hong Kong and Taiwan. Products which were not duly imported and/or were not duly manufactured by Xiaomi and/or were not duly acquired from Xiaomi or a Xiaomi's official seller are not covered by the present warranties. As per applicable law you may benefit from warranties from the non-official retailer who sold the product. Therefore, Xiaomi invites you to contact the retailer from whom you purchased the product.